

At HomeTM

Inspiring Your Home & Lifestyle

IN ARKANSAS

Simply Summer

28

**MUST-HAVES
FOR THE SEASON**



Tour the Gardens
**AT SYMPHONY DESIGNER
HOUSE XXV**

+

**A BERRY DELICIOUS
GALETTE RECIPE**



At Home
IN ARKANSAS

K. Lewis
INTERIOR DESIGN

BEAUTIFULLY • LIVABLE • INTERIORS

501-952-6952 | KLEWISINTERIORDESIGN.COM
2305 CANTRELL ROAD LITTLE ROCK, ARKANSAS



BEFORE & AFTER

Midcentury Modernized

Designer Krista Lewis renovates a kitchen to complement its home's era and the family's style

WRITER TIFFANY ADAMS PHOTOGRAPHER RETT PEEK STYLIST LAUREN GERRATO



EMCAR
MARBLE & GRANITE INC.

Prices for every budget! Marble, Granite, Quartz & More... Residential & Commercial Countertops



501-625-7194 • Emcargranite.com • [@emcarmarblegranite](https://www.instagram.com/emcarmarblegranite) • Central Arkansas & NWA

“The library ladder is one of my favorite features; it’s almost like art.”

—April Messersmith, homeowner



b

BUILT IN 1966, THE LITTLE ROCK HOME APRIL AND DAVID MESSERSMITH SHARE WITH THEIR THREE CHILDREN WAS REMODELED WHEN THE FAMILY MOVED IN 13 YEARS AGO. However, both their style and needs have evolved over the past decade, prompting them to call local

designer Krista Lewis to update several spaces in the home, including the kitchen. “Krista and I were sorority sisters at the University of Arkansas, so it was a lot of fun to get to work with a friend on this project,” April says. The two shared a common goal of renovating the room while keeping the style in line with the home’s midcentury architecture.

The footprint of the kitchen didn’t change in the

makeover. However, several tweaks to the existing cabinetry, which also received new front panels, helped make it more user friendly: A set of cabinets were removed to allow for a larger four-door refrigerator; a desk was replaced with cabinetry and new countertops to create a buffet; cabinetry was extended to the ceiling to create storage for less frequently used items; and several base cabinets were swapped for drawers to create easy access to heavy pots and pans.

In terms of the palette, light and bright was the goal. Krista chose white walls and warm gray accents to play off of the hardwood flooring, which was one of the only carryovers from the previous design. These neutrals are accented with a vivid green, seen most prominently on the breakfast table chairs. “One pop of color keeps this room very clean and streamlined,” Krista says.

“Krista did a great job in meeting us where we were with this house and **helping us see the vision of what it could be.**”

—April Messersmith, homeowner

1

CLEAN CUT

Engineered quartz covers the counters and backsplash. “Using the same material and taking it up the wall for the backsplash gives one seamless appearance, which also helps the space feel larger,” Krista says.

2

WELL-ROUNDED

The globe pendant over the sink provides extra light for washing dishes. Its cast stone material is echoed on the chandelier seen over the table as well as on the tabletop surface.

3


CLOSE AT HAND

In addition to several other changes to the cabinetry, the upper cabinets to the left of the sink were swapped for open shelving with industrial-style brackets. “I keep all of the smaller dishes we use every day here so they’re easy to reach,” April says.

4

GOING GREEN

“Even before COVID-19, we ate most meals at home, so we wanted a big table to accommodate the five of us,” April says. Indoor/outdoor velvet covers the seats making for easy cleanup.



Design Resources

INTERIOR DESIGN Krista Lewis, K. Lewis Interior Design **CONTRACTOR** Pinnacle Home Improvement **ACCESSORIES** The Everyday Chef, K. Lewis Interior Design, Providence Design, and Tipton & Hurst **APPLIANCES** Metro Appliances & More **ART** Providence Design **CABINETRY** Renaissance Custom Cabinets **COUNTERTOPS** Emcar Marble & Granite **FABRICS, FIXTURES, FURNITURE, LIGHTING, AND RUG** K. Lewis Interior Design **MILLWORK** Pinnacle Home Improvement **PAINT** Sherwin-Williams