

At Home

Inspiring Your Home & Lifestyle

IN ARKANSAS

New Decade,
New Designs!



*Color of
the Year*

PAINT, FURNITURE &
ACCESSORY FINDS



*Arkansans
TO KNOW*



BEFORE & AFTER

Personal Space

Designer Krista Lewis turns a dated Little Rock bathroom into a sophisticated yet youthful retreat



WRITER STEPHANIE MAXWELL NEWTON PHOTOGRAPHER RETT PEEK STYLIST LAUREN CERRATO



The artwork shown here is a pair of paintings by Krista's daughter.



BEFORE



Visit athomearkansas.com for more "before" photos and design drawings.

WHEN KRISTA LEWIS OF K. LEWIS INTERIOR DESIGN FIRST APPROACHED THIS PROJECT, SHE WAS FACED WITH A COMMON DILEMMA FOUND IN OLDER BATHROOMS: THE CHOPPY LAYOUT MADE THE SPACE FEEL CRAMPED. It was immediately clear how much light could be gained by taking down a couple of walls. "The toilet, vanity, and even the shower basically stayed in the same spot, but it's totally opened up," she says. "We didn't expand into any more space, we just re-worked what we already had."

From there, Krista customized the space to work for her client, a teen with a penchant for clean-lined simplicity. She swapped the double sink vanity for a single, designing a wall of built-ins with lower cabinets

and open shelving to complement it. "She doesn't like a lot of stuff everywhere, but she's a teenage girl—there's all the stuff that teenage girls have," Krista says, pointing to storage solutions perfect for putting away hair tools and toiletries.

The color palette was kept clean and simple with white and shades of gray accented by brass finishes and a few blush accessories. Additional improvements include a spacious shower—now with access to natural light, thanks to the removed walls—and a floating vanity perfect for hair and make-up routines. The end result is a more open, functional room that suits the young client's style.

“While we started with a concept of all white, we ended up adding a very light gray to the design to add interest.”

—Krista Lewis, designer

1

ALL IN THE DETAILS

While all the tile in the bathroom is marble, two different colors were used to create an accent on the shower walls. “We liked these two colors together, and we thought, *How can we combine them?*” Krista says.

2

SLEEK & SIMPLE

Fixtures in Delta’s streamlined “Trinsic” collection add a contemporary flair to the vanity. “I thought the wall-mount faucet was different, and the Champagne Bronze finish is a nod to the brass that was in a lot of our inspiration pictures,” Krista says.

3


SOFTEN UP

A valance and Roman shade in Schumacher’s “Sepiessa” add softness. “The pattern is almost like brushstrokes,” Krista says. “It makes the room look a little more youthful, and it ties in to her bedroom.” A round mirror over the make-up vanity also helps soften the many angular lines seen elsewhere.


4

GEOMETRIC DREAMS


Krista used a mosaic of three different types of marble on the shower floor. “Her room is very clean, too, and kind of on the transitional side,” the designer says. “We wanted to bring that feel into her bathroom, as well.”



1



2



3



4

Design Resources

CONTRACTOR Pinnacle Home Improvement **INTERIOR DESIGN** Krista Lewis, K. Lewis Interior Design **ACCESSORIES, ART, FABRICS, FURNITURE, LIGHTING, AND RUGS** K. Lewis Interior Design **CABINETRY** Renaissance Custom Cabinets **COUNTERTOPS** Bella Stone Granite & Marble and Triton Stone Group **FIXTURES** Southern Pipe & Supply **FLOORING AND TILE** Triton Stone Group **HARDWARE** PC Hardware **MILLWORK** Pinnacle Home Improvement **PAINT** Sherwin-Williams **PAINTING** Suitor Painting **WINDOW COVERINGS** Designer Supply

K. Lewis
INTERIOR DESIGN



BEAUTIFULLY • LIVABLE • INTERIORS

501-952-6952 | KLEWISINTERIORDESIGN.COM | 2305 CANTRELL ROAD LITTLE ROCK, ARKANSAS